



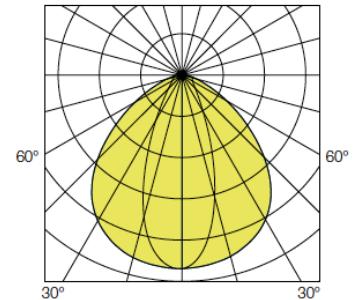
## FILA 2 70

### CLEAR + 40° OPTICS

### Features

- Input voltage: 220–240 V AC, 50/60 Hz
- Input voltage range: 198–264 V AC
- Electrical protection class 1
- IP: 67
- IK: 10 / 20 joules
- Incandescent wire test 850 °C / 30 s Rated ambient operating temperature: 25 °C
- Operating temperature range : -20 °C ... +35 °C
- VK21 wall-mounted, VK21 ceiling-mounted, VK21 suspended
- CRI: 80
- SDCM (Standard Deviation Colour Matching): 3
- Photobiological hazard: RG0
- Energy class C light source
- Lumen maintenance: L80B10 / over 72,000 hours
- Lumen maintenance: L90B50 / 52,000 hours
- Number of detector switching cycles: 1,000,000 at maximum load.
- Repairable luminaire. Spare parts available on demand
- 5-year guarantee, details of conditions available on [securlite.com](http://securlite.com)

Fila 2 70 40° optics code: 73207400



### Applications

- Architectural luminaire with 40° optics for indoor and outdoor environments subject to moderate vandalism
- Conditions of use:
  - UGR and GR to be confirmed for each lighting project.
  - Installation positions: refer to installation instructions

### Materials

- UV-stabilized clear polycarbonate body, 66 mm Ø, thickness 2 mm
- Plug-in terminal block
- Flow control 40° optics
- End caps and fittings: 304L or 316L stainless steel (depending on the version)
- Sealing via compressed silicone gasket
- Closure by 2 stainless screws CHC at each end
- IP67 cable gland at one end
- RoHS: the products contain no prohibited substances as defined in the European Directive 2011/65/UE and amendments

### Colours / Finish

- Clear polycarbonate body with white reflector plate

### Wiring

- Supply terminal block: connector conductors
  - 1,5 mm<sup>2</sup> (3G1.5mm<sup>2</sup> or 5G1.5mm<sup>2</sup> cable)
  - 2.5mm<sup>2</sup> (3 G2.5mm<sup>2</sup> cable only)
- Cable gland for cable with ø 6 to 12 mm max

Technical and dimensional data are given for information only and may be modified at any time without notice. Please enquire before ordering.

05/01/2024

## Fixings

End caps closed using 2 × M6 stainless screws with CHC-type heads

## Facilities available

- Through wiring: add the suffix **9101** to the product code – example: 73xxxxxx **9101**
- Quick connect: add the suffix **9102** to the product code – example: 73xxxxxx **9102**
- Quick connect + through wiring: add the suffix **9103** to the product code – example: 73xxxxxx **9103**
- Stainless vandal-resistant screws: add the suffix **9701** to the product code – example: 73xxxxxx **9701**
- In-line joiner: add the suffix **9801** to the product code – example: 73xxxxxx **9801**

## Accessories (to be ordered separately)

### Fila<sup>2</sup>70

Kit of 304L stainless fittings for wall mounting, standard screw fixing – code **98737001**

Kit of 304L stainless fittings for wall mounting, turnbuckle fixing – code **98737002**

Kit of 304L stainless fittings for suspended mounting, standard screw fixing – code **98737003**

Kit of 316L stainless fittings for wall mounting, standard screw fixing – code **98738001**

Kit of 316L stainless fittings for suspended mounting, standard screw fixing – code **98738003**

One kit contains two fittings.

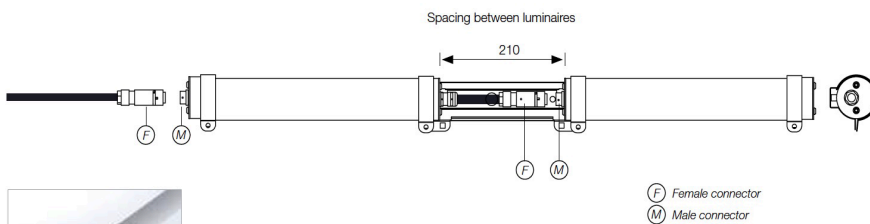
Optional stainless steel vandal-resistant screws: add suffix 9701 to the product code: e.g. **987370019701**

### In-line joiner

304L stainless steel joiner for Fila<sup>2</sup>70 – code 98737004

316L stainless steel joiner Fila<sup>2</sup>70 – code 98738004

The stainless steel joiners must be ordered separately.



For use only in association with additional option code 9801 (in-line fitting): e.g. 755074009801

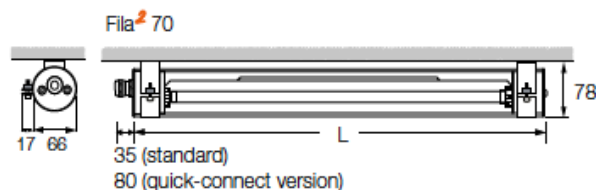
Optional stainless steel vandal-resistant screws: add suffix 9701 to the product code: e.g. 987370049701

## Approvals

Certificates available:

- CE certificate (as per EN60598-1 / 2-1)
- Incandescent Wire Test certificate (depending on product)

## Dimensions



Technical and dimensional data are given for information only and may be modified at any time without notice. Please enquire before ordering.

05/01/2024

## Technical data and order codes

FILA 2 70 LED + 40° optics									
Designation	CCT (K)	Power (W)	Power in standby (W)	Power factor	L (mm)	Luminaire output (lm)	Luminaire efficacy (lm/W)	304L stainless steel	316L stainless steel
2 modules LLC1300	3000	19	-	>0,9	690	2432	128	73207300	73208300
2 modules LLC1300	4000	19	-	>0,9	690	2535	133	73207400	73208400
3 modules LLC1300	3000	26	-	>0,9	970	3485	134	73217300	73218300
3 modules LLC1300	4000	26	-	>0,9	970	3632	140	73217400	73218400
4 modules LLC1300	3000	36	-	>0,9	1250	4865	135	73227300	73228300
4 modules LLC1300	4000	36	-	>0,9	1250	5070	141	73227400	73228400
5 modules LLC1300	3000	41	-	>0,9	1530	5591	136	73237300	73238300
5 modules LLC1300	4000	41	-	>0,9	1530	5828	142	73237400	73238400

Operating instruction : [www.securlite.com](http://www.securlite.com) (NOT0565)