

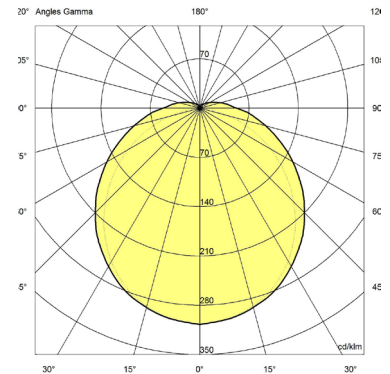


FILA 2 100 LED

CLEAR + BATWING OPTICS

Features

- Input voltage: 220–240 V AC, 50/60 Hz
- Input voltage range: 198–264 V AC
- Electrical protection class 1
- IP: 67
- IK: 10 / 20 joules
- Incandescent wire test 850 °C / 30 s Rated ambient operating temperature: 25 °C
- Operating temperature range : -20 °C ... +35 °C
- VK21 wall-mounted, VK21 ceiling-mounted, VK21 suspended
- CRI: 80
- SDCM (Standard Deviation Colour Matching): 3
- Photobiological hazard: RG0
- Energy class C light source
- Lumen maintenance: L80B10 / over 72,000 hours
- Number of detector switching cycles: 1,000,000 at maximum load.
- Repairable luminaire. Spare parts available on demand
- 5-year guarantee, details of conditions available on securlite.com



Applications

- Architectural luminaire with batwing optics for indoor and outdoor environments subject to moderate vandalism
- Conditions of use:
 - UGR and GR to be confirmed for each lighting project.
 - Installation positions: refer to installation instructions

Materials

- UV-stabilized clear polycarbonate body, 98 mm Ø, thickness 2 mm
- Plug-in terminal block
- Flow control batwing optics
- End caps and fittings: 304L or 316L stainless steel (depending on the version)
- Sealing via compressed silicone gasket
- Closure by 2 stainless screws CHC at each end
- IP67 ISO M20 cable gland at one end
- Ø 98 mm: protective vent for secure sealing
- RoHS: the products contain no prohibited substances as defined in the European Directive 2011/65/UE and amendments

Colours / Finish

- Clear polycarbonate body with white reflector plate

Wiring

- Supply terminal block: connector for 1.5 mm² conductors
- Cable gland for cable with ø 6 to 12 mm

Fixings

- End caps closed using 2 × M6 stainless screws with CHC-type heads

Technical and dimensional data are given for information only and may be modified at any time without notice. Please enquire before ordering.

05/01/2024

Facilities available

- Through wiring: add the suffix **9101** to the product code – example: 74xxxxxx **9101**
- Quick connect: add the suffix **9102** to the product code – example: 74xxxxxx **9102**
- Quick connect + through wiring: add the suffix **9103** to the product code – example: 74xxxxxx **9103**
- Stainless vandal-resistant screws: add the suffix **9701** to the product code – example: 74xxxxxx **9701**
- In-line joiner: add the suffix **9801** to the product code – example: 74xxxxxx **9801**

Accessories (to be ordered separately)

Fila² 100

Kit of 304L stainless fittings for wall mounting, standard screw fixing – code **98747001**

Kit of 304L stainless fittings for wall mounting, turnbuckle fixing – code **98747002**

Kit of 304L stainless fittings for suspended mounting, standard screw fixing – code **98747003**

Kit of 316L stainless fittings for wall mounting, standard screw fixing – code **98748001**

Kit of 316L stainless fittings for suspended mounting, standard screw fixing – code **98748003**

One kit contains two fittings.

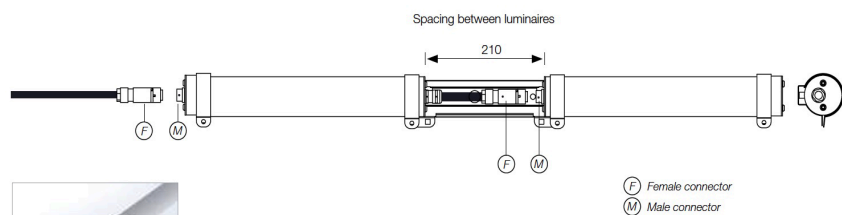
Optional stainless steel vandal-resistant screws: add suffix 9701 to the product code: e.g. **987470019701**

In-line joiner

304L stainless steel joiner for Fila² 100 – code 98747004

316L stainless steel joiner Fila² 100 – code 98748004

The stainless steel joiners must be ordered separately.



For use only in association with additional option code 9801 (in-line fitting): e.g. 743273009801

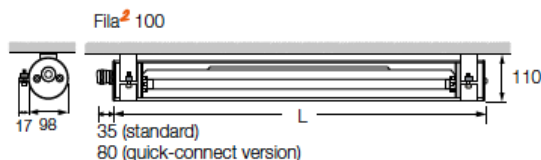
Optional stainless steel vandal-resistant screws: add suffix 9701 to the product code: e.g. 987470049701

Approvals

Certificates available:

- CE certificate (as per EN60598-1 / 2-1)
- Incandescent Wire Test certificate (depending on product)

Dimensions



Technical and dimensional data are given for information only and may be modified at any time without notice. Please enquire before ordering.

05/01/2024

Technical data and order codes

FILA 2 100 LED + batwing optics									
Designation	CCT (K)	Power (W)	Power in standby (W)	Power factor	L (mm)	Luminaire output (lm)	Luminaire efficacy (lm/W)	304L stainless steel	316L stainless steel
2 modules LLC1300	3000	26	-	>0,9	690	3335	128	74327300	74328300
2 modules LLC1300	4000	26	-	>0,9	690	3476	134	74327400	74328400
3 modules LLC1300	3000	36	-	>0,9	970	4694	130	74337300	74338300
3 modules LLC1300	4000	36	-	>0,9	970	4892	136	74337400	74338400
4 modules LLC1300	3000	49	-	>0,9	1250	6210	127	74347300	74348300
4 modules LLC1300	4000	49	-	>0,9	1250	6472	132	74347400	74348400
5 modules LLC1300	3000	63	-	>0,9	1530	8032	127	74357300	74358300
5 modules LLC1300	4000	63	-	>0,9	1530	8371	133	74357400	74358400

Operating instruction : www.securlite.com (NOT0565)

Technical and dimensional data are given for information only and may be modified at any time without notice. Please enquire before ordering.

05/01/2024